

Arrays and Classes

Produced Dr. Siobhán Drohan
by: Mr. Colm Dunphy
 Mr. Diarmuid O'Connor



Waterford Institute *of* Technology
INSTITIÚID TEICNEOLAÍOCHTA PHORT LÁIRGE

Department of Computing and Mathematics
<http://www.wit.ie/>

Let's Look at arrays of different types

Arrays can store any type of data

Let's look at some examples:

1. Array of primitives - **int**
2. Array of objects – **String**
3. Array of objects - **Spot**

An array can store any type of data.

Primitive Types

```
int numbers[] = new int[10];
```

```
byte smallNumbers[] = new byte[4];
```

```
char characters[] = new char[26];
```

Object Types

```
String words = new String[4];
```

```
Spot spots[] = new Spot[10];
```

1) Array of **Primitives**

e.g. int

Structure of an **int** primitive array

`int[] numbers;`

`numbers`

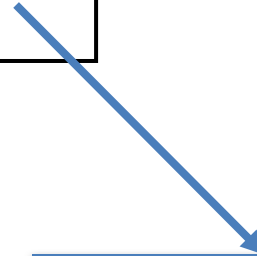
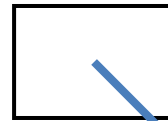
null

Structure of an **int** primitive array

```
int[] numbers;
```

```
numbers = new int[4];
```

numbers



0	0
1	0
2	0
3	0

Structure of an **int** primitive array

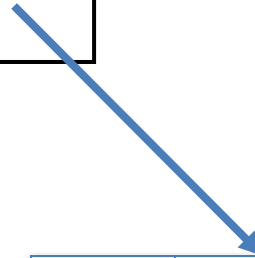

```
int[] numbers;
```

```
numbers = new int[4];
```

```
numbers[2] = 18;
```

We are directly accessing the element at index **2** and setting it to a value of **18**.

numbers



0	0
1	0
2	18
3	0

Structure of an **int** primitive array

```
int[] numbers;
```

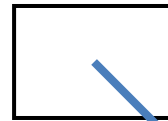
```
numbers = new int[4];
```

```
numbers[2] = 18;
```

```
numbers[0] = 12;
```

We are setting the element at index **0** to a value of **12**.

numbers



0	12
1	0
2	18
3	0

Structure of an **int** primitive array

```
int[] numbers;
```

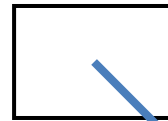
```
numbers = new int[4];
```

```
numbers[2] = 18;
```

```
numbers[0] = 12;
```

```
print(numbers[2]);
```

numbers



0	12
1	0
2	18
3	0

Here we are printing the contents of index location 2 i.e. 18 will be printed to the console.

2) Array of Objects
e.g. String

An array can store any type of data.

Primitive Types

```
int numbers[] = new int[10];
```

```
byte smallNumbers[] = new byte[4];
```

```
char characters[] = new char[26];
```

Object Types

```
String words = new String[4];
```

```
Spot spots[] = new Spot[10];
```



Structure of a **String** object array

String[] words;

words

null

Structure of a **String** object array

```
String[] words;
```

```
words = new String[4];
```

words



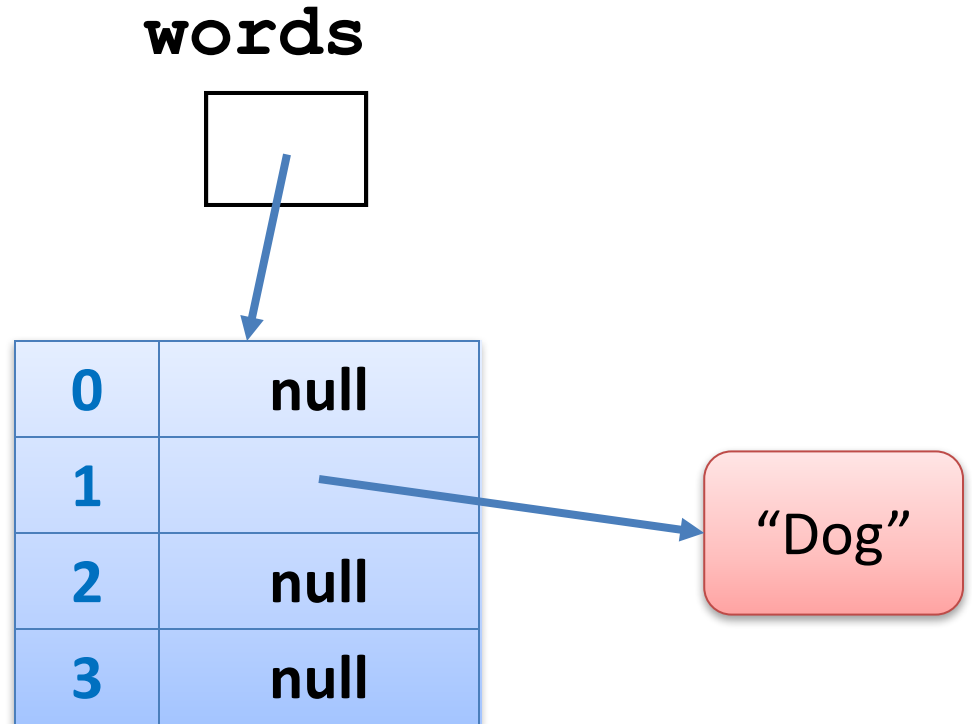
0	null
1	null
2	null
3	null

Structure of a **String** object array

```
String[] words;
```

```
words = new String[4];
```

```
words[1] = "Dog";
```



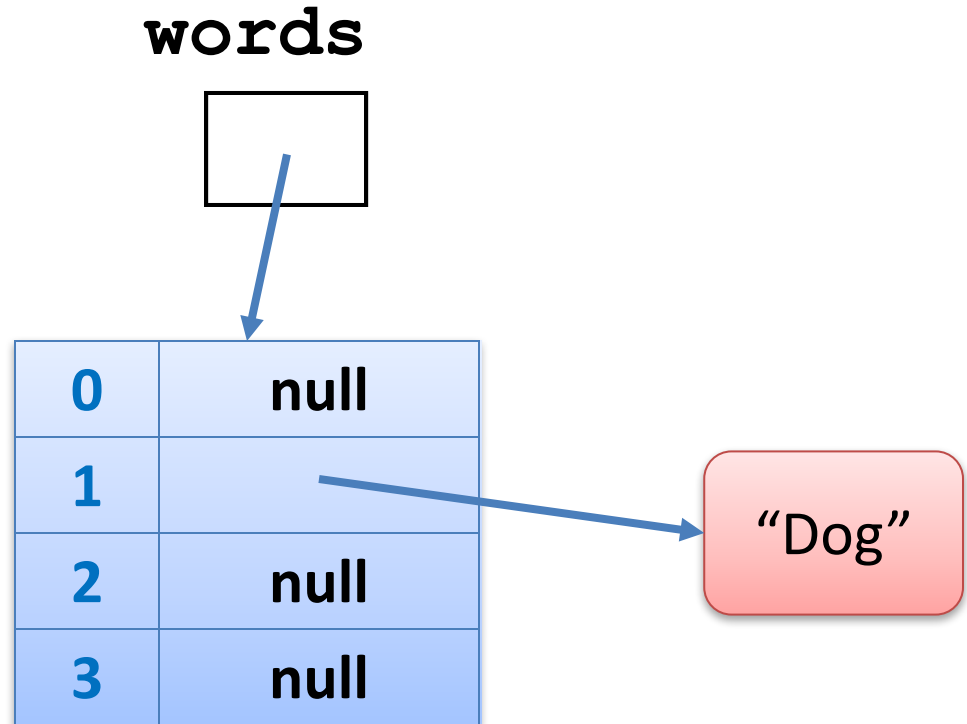
Structure of a **String** object array

```
String[] words;
```

```
words = new String[4];
```

```
words[1] = "Dog";
```

We are directly accessing the element at index **1** and setting it to a value of **"Dog"**.



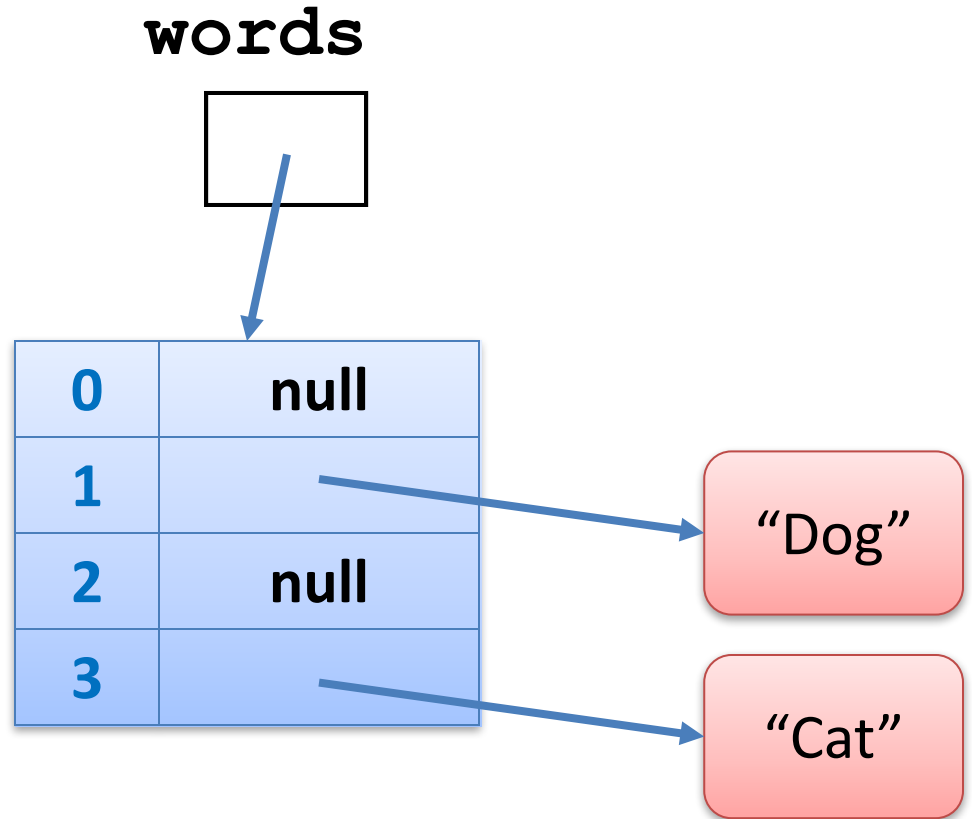
Structure of a **String** object array

```
String[] words;
```

```
words = new String[4];
```

```
words[1] = "Dog";
```

```
words[3] = "Cat";
```



Structure of a **String** object array

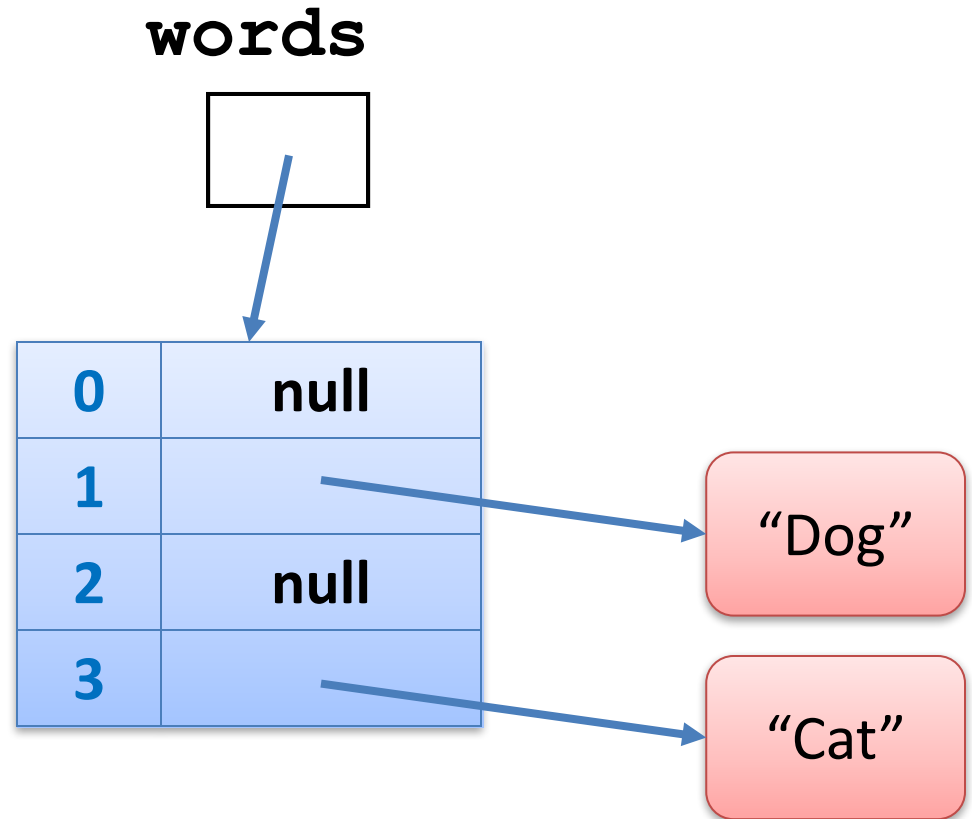
```
String[] words;
```

```
words = new String[4];
```

```
words[1] = "Dog";
```


```
words[3] = "Cat";
```

The element at index **3** is set to **"Cat"**.



Structure of a **String** object array

```
String words[];  
  
words = new String[4];  
  
words[1] = "Dog";  
words[3] = "Cat";  
  
for (int i=0; i < words.length; i++)  
{  
    println(words[i]);  
}
```



```
null  
Dog  
null  
Cat
```

3) Array of Objects
e.g. Spot

An array can store any type of data.

Primitive Types

```
int numbers[] = new int[10];
```

```
byte smallNumbers[] = new byte[4];
```

```
char characters[] = new char[26];
```

Object Types

```
String words = new String[4];
```

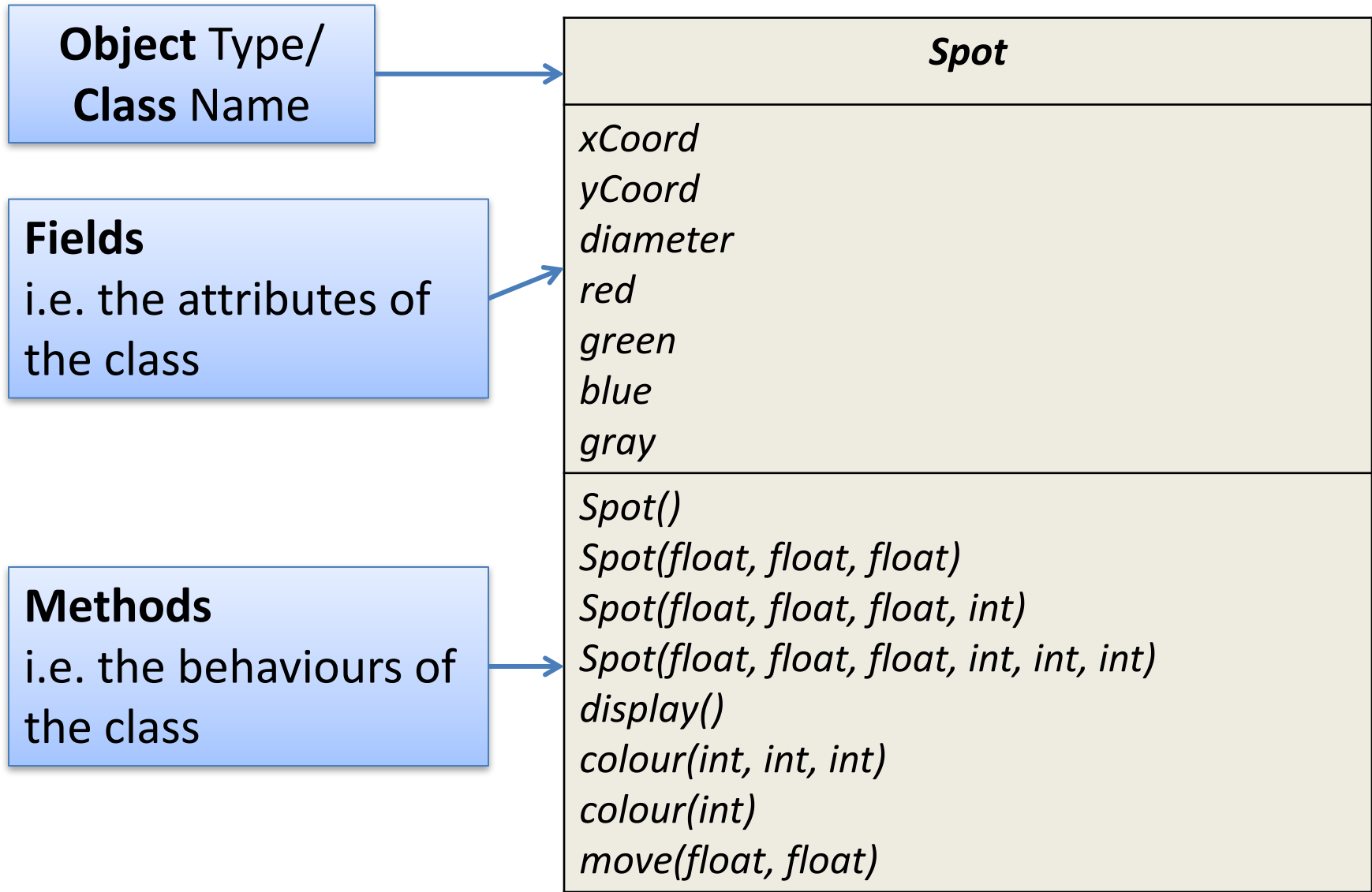
```
Spot spots[] = new Spot[10];
```



Remember our **Spot** class?

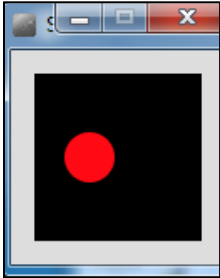
Lets look at one of the versions
we worked on.

Class Diagram for Spot Version 6.1



Spot Class

– Version 6.1



```
class Spot{  
    float xCoord, yCoord;  
    float diameter;  
    int red, green, blue;
```

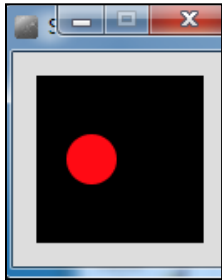
```
Spot()  
{  
}
```

```
Spot(float xCoord, float yCoord, float diameter)  
{  
    this.xCoord = xCoord;  
    this.yCoord = yCoord;  
    this.diameter = diameter;  
}
```

```
// colour methods...  
// display method...  
// move method...  
}
```

Spot Class

– Version 6.1



```
class Spot{
// fields and constructors...

void display()
{
    ellipse(xCoord, yCoord, diameter, diameter);
}

void colour(int red, int green, int blue)
{
    this.red = red;
    this.green = green;
    this.blue = blue;
    fill (red, green, blue);
}

void colour(int gray){
    this.gray = gray;
    fill (this.gray);
}
}
```


Structure of a **Spot** primitive array

Spot[] spots;

spots

null

Structure of a **Spot** primitive array

```
Spot[] spots;
```

```
spots = new Spot[4];
```

spots



0	null
1	null
2	null
3	null

Structure of a **Spot** primitive array

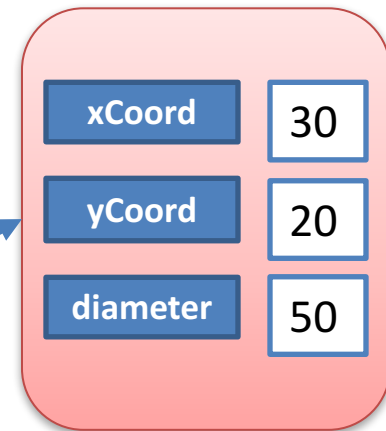
```
Spot[] spots;
```

```
spots = new Spot[4];
```

spots



0	null
1	
2	null
3	null



```
spots[1] = new Spot(30,20,50);
```

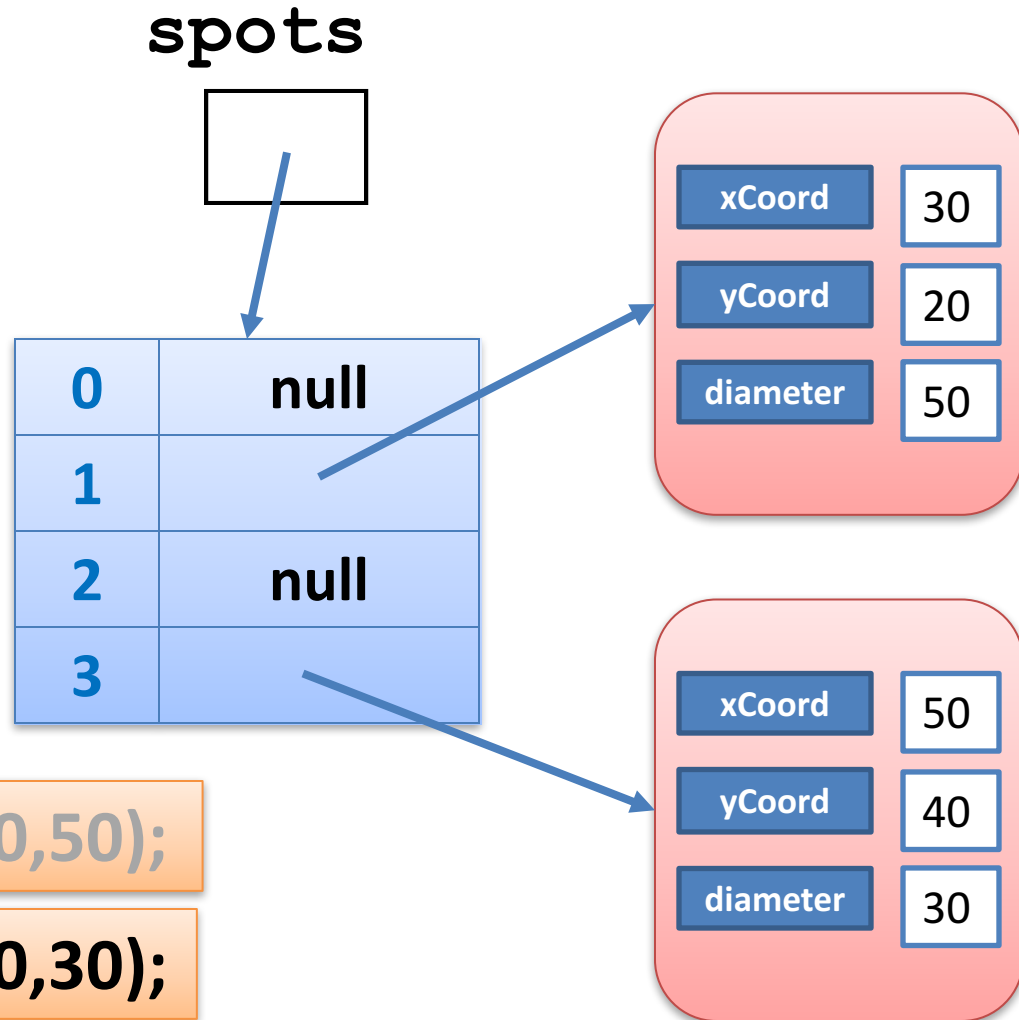
Structure of a **Spot** primitive array

```
Spot[] spots;
```

```
spots = new Spot[4];
```

```
spots[1] = new Spot(30,20,50);
```

```
spots[3] = new Spot(50,40,30);
```




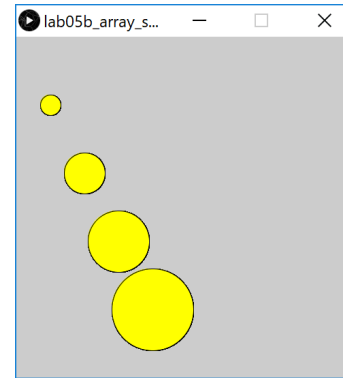


Example using a **Spot** object array

```
Spot[] spots;
```

```
void setup() {  
  size(500,500);  
  spots = new Spot[4];  
  
  for(int i = 1; i <= spots.length; i++) {  
    spots[i-1] = new Spot(i*50, i*100, i*30);  
  }  
}
```

```
void draw() {  
  for (int i=0; i < spots.length; i++) {  
    spots[i].display();  
    spots[i].colour(mouseX, mouseY, 0);  
  }  
}
```



Questions?

