


Web App Introduction



Starter App

- We will always start a new project by importing a template project from github.
- gomix-template-1 is a 'boilerplate' project providing foundation components for a starter application.
- Extend/repurpose this project to build interesting applications.

The screenshot shows the GitHub repository page for 'edeleastar / gomix-template-1'. The repository has 5 commits, 1 branch, 0 releases, and 1 contributor. The current branch is 'master'. The repository contains several files and folders, including 'controllers', 'utils', 'views', '.gitignore', '.jscsrc', 'README.md', 'package.json', 'routes.js', and 'server.js'. The README.md file is selected, and its content is displayed below. The README content reads: 'Welcome to the Gomix Template 1. A starter project for learning Gomix. This is an Express.js project, designed to work well with the Gomix development environment. It includes basic express setup, templating, routing and session support.'

edeleastar / gomix-template-1

Unwatch 1 Star 0 Fork 0

Code Issues 0 Pull requests 0 Projects 0 Wiki Pulse Graphs Settings

No description or website provided. Edit

5 commits 1 branch 0 releases 1 contributor

Branch: master New pull request Create new file Upload files Find file Clone or download

edeleastar committed on GitHub readme updates Latest commit 5263cf9 just now

controllers	included logger	20 days ago
utils	included logger	20 days ago
views	starter project for simple express web apps	21 days ago
.gitignore	starter project for simple express web apps	21 days ago
.jscsrc	starter project for simple express web apps	21 days ago
README.md	readme updates	just now
package.json	removed typo from package.json	20 days ago
routes.js	starter project for simple express web apps	21 days ago
server.js	included logger	20 days ago

README.md

Welcome to the Gomix Template 1

A starter project for learning Gomix.

This is an Express.js project, designed to work well with the Gomix development environment. It includes basic express setup, templating, routing and session support.

Import from Github...

The screenshot shows a Glitch project page for 'jet-cross' with a 'Live' status. A sidebar on the left contains several actions: 'Advanced Options', 'Open Console', 'Revoke repo access', 'Import from GitHub', 'Export to GitHub', 'Download Project', and 'Delete This Project'. A modal dialog is open, titled 'glitch.com says:', with the following text: 'Import from an existing GitHub Repo', 'For best results repo size < 4MB, < 100 files, and no binary files', and '(NOTE: This will overwrite your current project)'. A text input field contains the repository path 'wit-ict-summer-school-2017/glitch-template-1'. At the bottom of the dialog are 'Cancel' and 'OK' buttons. The background page content includes a 'Welcome to the' section, a 'project' section, and a 'Made by Fog Creek' section.

jet-cross Show Live

< Advanced Options

Open Console

Revoke repo access

Import from GitHub

Export to GitHub

Download Project

Delete This Project

glitch.com says:

Import from an existing GitHub Repo

For best results repo size < 4MB, < 100 files, and no binary files

(NOTE: This will overwrite your current project)

wit-ict-summer-school-2017/glitch-template-1

Cancel OK

Welcome to the

project

Made by [Fog Creek](#)

glitch.com

README.md - Glitch | Template 1 Dashboard

my-first Show Live

Share

Markdown

Logs

+ New File

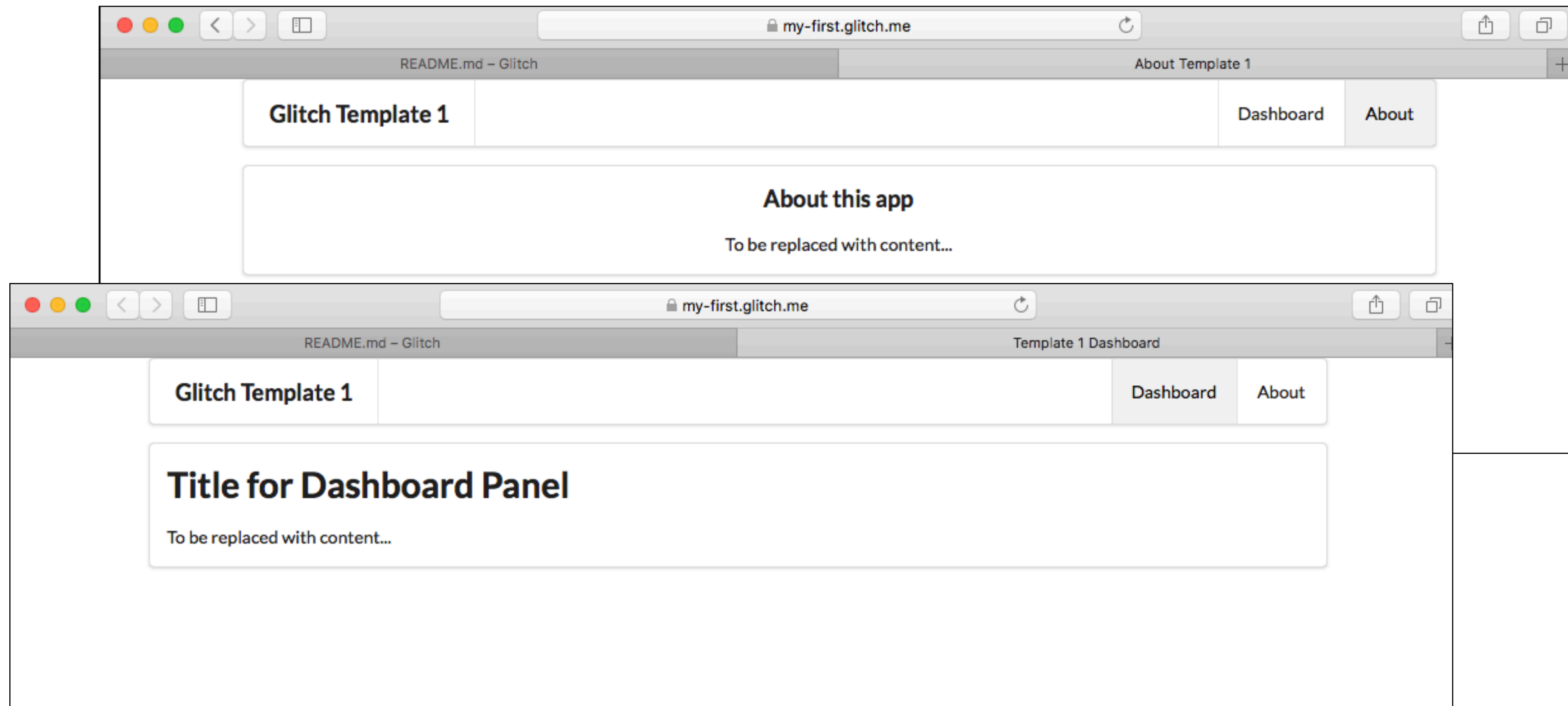
- assets
- .env
- .gitignore
- .jscsrc
- controllers/about.js
- controllers/dashboard.js
- controllers/start.js
- package.json
- README.md**
- routes.js
- server.js
- utils/logger.js
- views/about.hbs
- views/dashboard.hbs
- views/layouts/main.hbs
- views/partials/mainpanel.hbs
- views/partials/menu.hbs

```
1 Welcome to the Glitch Template 1
2 =====
3
4 A starter project for learning Glitch.
5
6 This is an Express.js project, designed to work well with the Glitch
7 development environment. It includes basic express setup, templating, routing
8 and session support.
```

Activity Log Clear

```
|— async@1.0.0 11:19 AM
|— colors@1.0.3 11:19 AM
|— cycle@1.0.3 11:19 AM
|— eyes@0.1.8 11:19 AM
|— isstream@0.1.2 11:19 AM
|— stack-trace@0.0.9 11:19 AM
|— 11:19 AM
|— a few seconds ago
info: glitch-template-1 started on port 3000 11:19 AM
|— a few seconds ago
info: dashboard rendering 11:19 AM
```

- The starter app has a menu + 2 'Views':
 - Dashboard
 - About



Application Structure

```
assets
.env
.gitignore
.jscsrc
controllers/about.js
controllers/dashboard.js
package.json
README.md
routes.js
server.js
utils/logger.js
views/about.hbs
views/dashboard.hbs
views/layouts/main.hbs
views/partials/mainpanel.hbs
views/partials/menu.hbs
```

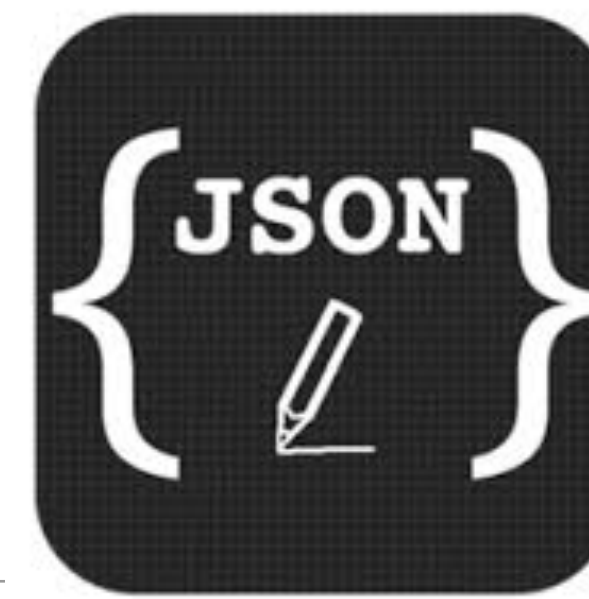
App implements Routes +
Model/View/Controller
Architecture

These objects collaborate to
support structured,
predictable application
workflow

Back-end



JS



- All written in Javascript + JSON
- Consists of:
 - **Server** - main entry point
 - **Routes** - supported urls
 - **Controllers** - objects to handle the routes
 - **Config** - .gitignore, .jscsrc, env, package.json, readme.md
- Will include **Models** later...

```
.env
.gitignore
.jscsrc
controllers/about.js
controllers/dashboard.js
package.json
README.md
routes.js
server.js
utils/logger.js
```

Front-end



- All written in HTML + handlebars
- Handlebars: Templating language
- Similar to EJS, it supports:
 - **Layouts**
 - **Partials**
 - **Views**
- These are very similar to EJS equivalents

```
views/about.hbs  
views/dashboard.hbs  
views/layouts/main.hbs  
views/partials/mainpanel.hbs  
views/partials/menu.hbs
```


Back-end + Front-end

```
assets
.env
.gitignore
.jscsrc
controllers/about.js
controllers/dashboard.js
package.json
README.md
routes.js
server.js
utils/logger.js
views/about.hbs
views/dashboard.hbs
views/layouts/main.hbs
views/partials/mainpanel.hbs
views/partials/menu.hbs
```

Building a new app:

- Extend, modify, replace and create new routes + controllers
- Rewrite handlebars templates to support new features, data and user experience.